

**Syllabus for SPAN 102 Sec 550 Dual Credit
Beginning Spanish II
Spring 2019**

I. GENERAL INFORMATION

Instructor: Soledad Garcia-King	Course Section: Sec 550
Office: LRC 138	Term: Spring 2019
Office Hours: M-Th 8:00-9:00 AM Online	Credit Hours: 3
Phone: 505-925-8554	Email:sgking@unm.edu

II. COURSE DESCRIPTION

Course Description

Designed for students some little exposure to Spanish, this course develops basic listening, speaking, reading, and writing skills and basic intercultural competence in interpretive, interpersonal and presentational modes of communication at the Novice Level of proficiency based on ACTFL guidelines. During this course, students perform better and stronger in the Novice Mid-level while some abilities emerge in the Novice High range. This is an introductory course aimed at helping the student to communicate in Spanish in everyday familiar situations via recognition and production of practiced or memorized words, phrases, and simple sentences.

Pre-requisite

Spanish 101.

Technology Skills and Requirements

*****This class was designed for people who are comfortable with technology. We will be learning via various modes; videos, audio, visual presentations, and navigating the web. The class will be intense for those who are not comfortable with multimodal instruction that uses various sites to complete your assignments. Be aware that you will be responsible for becoming familiar with all the tools required to complete your assignments. Also be aware that help is always available through campus technology, website assistance, or the instructor. If you are computer and internet savvy, this class is for you. In order to complete your assignments, you will need a webcam and a *free* account to FlipGrid *****

III. TEXT AND REQUIRED MATERIALS

- JARVIS *¿CÓMO SE DICE? With iLRN 11E Lecciones 6-10* (Includes a hardcopy text, access codes for iLRN site with eBook, eStudent Activities Manual (eSAM) ***Will be used as a supplemental reference for this course**
- Free FlipGrid account *required
- Webcam or mobile device with webcam *required

IV. LEARNING OUTCOMES

The following are based on the standards determined by the Higher Education Department:

Student Learning Outcomes

1. I can communicate on very familiar topics using a variety of words and phrases that I have practiced and memorized.
2. I can present information about myself and some other very familiar topics using a variety of words, phrases, and memorized expressions.
3. I can write short messages and notes on familiar topics related to everyday life.
4. I can often understand words, phrases, and simple sentences related to everyday life.
- 5.1 I can recognize pieces of information and some- times understand the main topic of what is being said.
- 5.2 I can understand familiar words, phrases, and sentences within short and simple texts related to everyday life.
- 5.3 I can sometimes understand the main idea of what I have read.

V. COURSE REQUIREMENTS/ATTENDANCE

Attendance Policy

Attendance will be recorded by assignment and FlipGrid discussion submissions. Submitting an assignment and participating in discussions will count as class attendance. A student with excessive absences—15% of total class hours—may be dropped from the class. Students should not assume they will be dropped from the class automatically. Absences do not relieve students from the responsibility for missed assignments and exams. Students must take the initiative in arranging with their instructor to make up missed work in case of an emergency. Failure to attend the first week of class will result in the student being dropped. Moreover, tardiness or leaving class early may be noted by the instructor and partial absence recorded

Participation

There will be weekly activities in class online, both oral and written, in which the student is expected to fully participate. Weekly Semana folders will be set up with your assignments and additional resources you may need. Read the instructions in the Semana folder each week before starting your assignments. In order to participate fully, these assignments should be completed before they are reviewed in class.

No late work will be accepted. Grammar assignments will become unavailable after the due date. Weekly assignments will be due on Sunday before midnight each week.

Weblinks




Many of the conversation assignments will require you to access a weblink before submitting and audio response to your conversation prompt. Many will require you to listen to audio clips. Make sure your computer speakers are turned on and functioning.

Conversation:

Our conversations will take place via FlipGrid. To create a free account go to www.flipgrid.com. Register for a free account. ***It is also imperative that you use your full and legal name when setting up your account. Please refrain from using nicknames or a shortened version of your name. Also, include your last name as there may be other people in this class or other sections with the same first name.*** Set up your profile and purchase a webcam to respond to the audio prompts. I will be using the video feature as well. The purpose of this forum is to create a virtual conversation with the class. An audio response is mandatory to receive conversation credit.

Each conversation assignment will include an image and an audio prompt and example from me. You will find the link to your assignment via FlipGrid in your assignments folder. An example of a FlipGrid is provided below.


FlipGrids are also located in the weekly Semana folders. FlipGrids will also become unavailable after the due day. Please ensure that your recording has been saved by searching for your profile name or picture on the perimeter of the VoiceThread image. If your profile picture does not appear, your message was not received.

abff9c   

Describe las acciones de 5 personas en el presente progresivo.

*****Special Instructions***** Review one person's video and rate their response. Use the emojis under they video to indicate your rating.

Heart= Perfect! I love it
Lightbulb=I can think of a few improvements
Thinking emoji=Hmm you might want to revise
Rocket=Above and beyond the expectations
Microphone emoji=Shout out to the author. Great effort!



Experiencing Technical Difficulties?

In the event of technical difficulties, use the screenshot feature to copy the error message you received, attach it to an email and send it to me via email (preferably Blackboard course messages) in order for your assignment to be accepted. No late assignments will be accepted without proof of technical issues. For computer support please call (505)-925-8600. For Blackboard support please call (505) 277-0857

Quizzes and Exams

There will be a quiz at the end of each chapter on specific topics at the instructor's discretion. There are no make-up quizzes; however, the instructor will drop the lowest quiz score at the end of the semester. Thus, should a student miss a scheduled quiz due to unavoidable circumstances, the grading consequences are minimized. Only one 'drop' is allowed. **There will be a mid-term exam covering material from Lecciones 6-8 and a comprehensive mandatory final exam covering the material in Lecciones 9 through 10.**

Quizzes will become unavailable after the due date. Please ensure that you prepare ahead of time to complete your quizzes before the due date. All quizzes will be due on a Sunday before midnight.

*There will be two presentations assigned during the course; a midterm presentation and a final presentation. The specific instructions for both will be located in the appropriate Semana folder. It is important to note that aside from posting your presentations to assignments, you will also have to post your presentation to the discussion board for peer review. **In order to receive credit for your presentations they must be posted to both areas. Most importantly, the presentations must be in assignments in order to be graded by the instructor. Failure to post the presentations to assignments may result in a zero. No late presentations will be accepted. The assignments will become unavailable after their due date.***

EQUAL OPPORTUNITY AND NON-DISCRIMINATION: In an effort to meet obligations under Title IX, UNM faculty, Teaching Assistants, and Graduate Assistants are considered "responsible employees" by the Department of Education (see page 15 - <http://www2.ed.gov/about/offices/list/ocr/docs/qa-201404-title-ix.pdf>). This designation requires that any report of gender discrimination which includes sexual harassment, sexual misconduct and sexual violence made to a faculty member, TA, or GA must be reported to the Title IX Coordinator at the Office of Equal Opportunity (oeo.unm.edu). For more information on the campus policy regarding sexual misconduct, see: <https://policy.unm.edu/university-policies/2000/2740.html>.

Title IX Statement: In effort to meet obligations under Title IX, UNM faculty, Teaching Assistants, and Graduate Assistants are considered "responsible employees" by the Department of Education. This designation requires that any report of gender discrimination which includes sexual harassment, sexual misconduct and sexual violence made to a faculty member, TA, or GA must be reported to the Title IX Coordinator at the Office of Equal

Opportunity (oeo.unm.edu). For more information on the campus policy regarding sexual misconduct, see: <https://policy.unm.edu/university-policies/2000/2740.html>

VI. GRADING

The final grade will be a combination of grammar assignments, Flipgrids, class participation, quizzes, and final exam.

Percentages:

Blackboard Assignments	25%
Class Average	25%
Midterm	25%
<u>Final</u>	<u>25%</u>
Total	100%

<u>Letter Grade Breakdown</u>		
100-97=A+	96-94=A	93-90=A-
89-87=B+	86-84=B	83-80=B-
79-77=C+	76-74=C	73-70=C-
69-77=D+	66-64=D	63-60=D-
59-0=F		

Students must complete all course requirements to earn credit for the course. According to UNM policy, students who fail to complete the requirements will be assigned an F.

Incompletes: Incompletes will only be given under special circumstances. It will then be the student's responsibility to communicate with the instructor to complete the course work within the allotted time.

Academic Dishonesty and Plagiarism: Academic Dishonesty is any behavior on the part of a student that results in that student's or any other students' giving or receiving unauthorized assistance in an academic exercise or receiving credit for work which is not their own. Such acts include, but are limited to: cheating, plagiarism, falsification/fabrication, unauthorized collaboration, or the use of any resource on an assessment which is not allowed by the instructor.

Students may work with one another on assignments but each must contribute an equal share. In other words, each student must understand the concept and be able to perform the skill on his/her own. Copying or relying on another student for answers is considered cheating. If it is found that he or she committed any infractions of dishonest academic process, that he or she will lose credit for the assignment or assessment, may be dropped from the course, lose credit, and /or Fail the course.

Spanish symbols on the computer: (Only works with numeric keypad) Alt 129=ü Alt 130=é
Alt 144=É Alt 154=Ü Alt 160=á Alt 161=í Alt 162=ó Alt 163=ú Alt 164=ñ Alt 165=Ñ Alt
168=¿ Alt 173=¡

VII. OTHER IMPORTANT INFORMATION

Email and messages:

Please email the instructor via Blackboard messages. If you are unable to get into Blackboard or are having difficulties with the system, use Loboweb email or contact the instructor via text or voicemail at the number indicated above on the syllabus. For messages or questions pertaining to class assignments or other non-personal questions, post a message in the Questions discussion forum located in each semana folder.

Do not email assignments to the instructor unless special arrangements have been made. Assignments must be posted to the appropriate link. Emailed assignments will not be accepted or graded unless prior arrangements have been made for emergency situations only.

All resources and assignments must be registered or labeled with your full and legal name.

Assignments, quizzes, Flipgrids, or presentations will not be accepted if they are labeled with another name.

Netiquette Guidelines:

Please follow these guidelines when communicating with others online.

-Identify yourself:

- Begin messages with a salutation and end them with your name.
- Use a signature (a footer with your identifying information) at the end of a message

-Include a subject line: Give a descriptive phrase in the subject line of the message header that tells the topic of the message.

-Avoid sarcasm: People who do not know you may misinterpret its meaning.

-Respect others' privacy: Do not quote or forward personal email without the original author's permission.

-Acknowledge and return messages promptly.

-Copy with caution: Do not copy everyone you know on each message.

-Be concise: Keep messages concise—about one screen, as a rule of thumb.

Use appropriate language:

- Avoid coarse, rough, or rude language.
- Observe good grammar and spelling.

-When necessary, use appropriate emoticons (emotion icons) to help convey meaning.

VIII. SCHEDULE OF ASSIGNMENTS

****This is just a general weekly schedule. Refer to the Semana folder instructions for specific instructions****

Week	Chapter/Topic	Tasks
Week 1: Feb 11-17	Introducciones <ul style="list-style-type: none"> SLO 2 	Introducciones: Check in to discussions, sign up for a Flip Grid account
Week 2-Feb 18-24	Lección 6-Demostrativos, verbos cambio de raíz, afirmaciones, negaciones, verbos regulares, pronombres de complemento directo <ul style="list-style-type: none"> SLO 2 	Lección 6, Grammar tutorial questions, Flip Grid, Prueba Leccion 6
Week 3-Feb 25-Mar 3	Lección 7-Pronombres de complemento directo, construcciones con gustar <ul style="list-style-type: none"> SLO 4 	Lección 7, Grammar tutorial questions, Flip Grid
Week 4-Mar 4-10	Lección 7-expresiones con el verbo hacer, verbos regulares, números ordinales <ul style="list-style-type: none"> SLO 1 	Lección 7, Grammar tutorial questions, Flip Grid, Prueba Leccion 7
Mar 11-17		Spring Break
Week 5-Mar 18-24	Lección 8- Complementos directos e indirectos usados juntos, pretérito del verbo ser, ir, y dar <ul style="list-style-type: none"> SLO 5.1 SLO 5.2 	Lección 8, Grammar tutorial questions, Flip Grid
Week 6-Mar 25-31	Lección 8-Verbos cambios de raíz e:i y o:u, por y para <ul style="list-style-type: none"> SLO 4 	Lección 8, Grammar tutorial questions, Flip Grid, Prueba Leccion 8
Week 7-Apr 1-7	Lecciones 6-8 <ul style="list-style-type: none"> SLO 1 SLO 2 	Midterm

Week	Chapter/Topic	Tasks
	<ul style="list-style-type: none"> • SLO 3 	
Week 8-Apr 8-14	Lección 9- Pronombres reflexivos y verbos reflexivos, artículos definidos, pronombres posesivos <ul style="list-style-type: none"> • SLO 5.2 	Lección 9, Grammar tutorial questions, Flip Grid
Week 9-Apr 15-21	Lección 9- Verbos Irregulares en el pretérito, usos del verbo hacer <ul style="list-style-type: none"> • SLO 5.1 • SLO 5.3 	Lección 9, Grammar tutorial questions, Flip Grid, Prueba Leccion 9
Week 10-Apr 22-28	Lección 10- Verbos que cambian de significado en el pretérito, pronombres relativos <ul style="list-style-type: none"> • SLO 4 	Lección 9, Grammar tutorial questions, Flip Grid
Week 11-Apr 29-May 5	Lección 10- El imperfecto, verbos regulares e irregulares, el pretérito versus el imperfecto <ul style="list-style-type: none"> • SLO 5.2 	Lección 10, Grammar tutorial questions, Flip Grid, Prueba Leccion 10
Week 12-May 6-12	Lecciones 6-10 <ul style="list-style-type: none"> • SLO 1 • SLO 2 • SLO 3 • SLO 4 	Final exam