



A Quality Education –A Lifetime of Success

Professor : Dr. Jami L. Huntsinger

Course Title: Intro to Native American Literature 264.501 Online

Course CRN: 39572 Date: 1/14/19-5/10/19


Office Hours: T, 8:00-9:00 pm, online; T and R, 12:30-1:20 pm, face-to-face; by appointment

Course Description


Welcome to Introduction to Native American Literature 264.501! In this course, you will examine several genres in literature (short stories, non-fiction, poetry, and novel) to explore Native American authors' character, point of views, themes, plots, and settings. You will also investigate such topics as storytelling, tribal identity, stereotypes, family, racism, and identity. Films and documentaries supplement course materials, enhancing your appreciation and enjoyment for this body of work. This class provides you with a comprehensive background in Native American literature necessary for continued study in this area.

Your Professor

I am Dr. Jami L. Huntsinger (pronounced Hun-singer). After graduating from the University of New Mexico in 1997, with a Ph.D. in English, I chose to work at a two-year college because I enjoy teaching. In 1997, I accepted a position as an assistant professor at Valencia Campus. I am now a tenured professor, who enjoys teaching such classes as Composition 110 (face-to-face and online), 120 (face-to-face and online), Composition 220, Grammar 240 (face-to-face and online), Introduction to Literature 150 (face-to-face and online), and Native American Literature 264 (face-to-face and online).




I grew up in South Dakota (I am Lakota French), and I moved to New Mexico in 1989. I am a resident of Belen, New Mexico. I love my life in the valley; I especially enjoy hearing the braying of the burro, Chelsea, who lives next door. She is my 6:00-am alarm clock. To make my life complete, I have three special animal friends – Heidi, an eight-year-old Dachshund who loves to eat socks; Mia, a Dachshund cross who loves to race about the yard; and Dawn Noel, a three-year old dachshund who Santa Claus dropped down the chimney on Christmas.



Heidi



Mia








Dawn Noel



Successfully Navigating Your Online Course

1. **Be familiar with your Policy and Assignment Syllabus.** This document is in the **Lessons and Resources Folder** on the Course Content page. Review the documents carefully, and if you are confused, send questions to me through **Mail** in Blackboard Learn. Refer to this document throughout the semester – it is your reference guide for the semester. Word and PDF formats are available.
2. **Learn how to use the Mail in Blackboard Learn.** Please correspond with me through Blackboard Learn only. A tutorial for **Mail** is located on the Course Content page of Blackboard Learn in "How to Use Learn" if you need help with the tool. To send me a message, click on **Mail**.
3. **Leave yourself ample time to complete assignments.** Computer failures, corrupted discs, and Blackboard Learn outages are **no excuse** for work not completed (UNM VC policy). Submitting work that is due at exactly 11:59 pm is permitted, but very, very risky. You may not succeed. If you submit at 11:59:01, Blackboard Learn reads this time as 12:00 and rejects your submission. My suggestion? Submit work earlier in the evening. Due dates are in the folders.
4. **Create a routine. Here is a suggested routine to help you get started.**
 - a. **Log in** on Monday and prepare to complete the lessons for the week. (Your logging in during the week may be monitored to determine participation in the class.) Your lessons are in folder(s) in the order that you must complete them. By looking at what is required for the week, you can manage your time effectively. I suggest that you make a copy or a list of things you must complete.
 - b. **Study** by reading/annotating the assignments and by taking notes. As you complete these activities, jot down concepts in the readings or exercises that you do not fully understand so that you can ask questions later. Be pro-active and disciplined in your study habits. It will pay off at exam time.
 - c. **Check Mail** and **Announcements** throughout the week for assignments or changes. Both can be seen in the **Course Menu**.
 - d. **Check** for assignments due dates; please remember I do not accept late work. Check assignment due dates on the folders in the lesson. Typically, the **due date for work is Wednesday and Saturday, 11:59 pm, MST**.
 - e. **Read and think** about the questions in **Discussions, Blogs, or Assignments**. Look at what classmates or I post, and then enter your own comments about the concepts discussed in the lesson. Your comments and responses are graded, so please take these exercises seriously. Respect others in these discussions; you may disagree, but be respectful. You can learn from these differences of opinion.
 - f. **Spell and grammar check** your postings by clicking on "**abc**" above the "Write Submission" box. There, you will find a spell/grammar checker. Alternatively, you might create your posting in a Word (or similar) file first (I suggest this – students lose fewer files this way), use spell/grammar checker, and then copy and paste that document into the Write Submission (not Comments) box.
 - g. **Pace yourself** to ensure that you complete all weekly assignments on time. It is imperative that you turn in your work by the deadlines specified on the lesson folders. Failing to meet deadlines adversely affects your grade.

Successfully Completing the Course: Support for Student Success

Resources	Description of Services
<p>Dr. Huntsinger</p> 	<p>Here are many ways that you can get help with the course material or with Blackboard Learn.</p> <p>My office hours for this course are held online or by appointment. You may contact me anytime with "Mail" in Blackboard LEARN. In the Course Menu, click on "Mail" to send me a message. I will respond within 24 hours. Please do not wait for responses on Sunday – I rest. ☺</p>
<p>Blackboard Learn Support Services</p> 	<p>Computer Technicians: Password problems? Trouble with files opening? Can't figure out why your browser doesn't work? What is a browser, anyway? If you have questions about computer problems, call 277-5757, M-F, 8:00 am-12:00 noon and M-F, 1:00 pm-5:00 pm MST. Computer technicians are available and happy to help you solve those difficult problems. Tutorials: Having problem with one of the Course Tools in Blackboard LEARN? If you do not know how to use one of the tools, try one of the tutorials available on the Blackboard LEARN information page called "How to Use Learn."</p> <p>Tutors: At The Learning Center at UNM Valencia Campus, tutors are available to help you navigate Blackboard LEARN. Call for an appointment: 925-8907.</p>
<p>Library Resources</p> 	<p>The UNM Valencia Campus library is available for our online learners as well. You can find articles and books by going to http://valencia.unm.edu/library/index.html. If you wish to research remotely (from home), you will need passwords, which are on the library website. Call (505)-925-8990 to ask for information about how to use the passwords available to UNM students.</p>
<p>Equal Access Services/ADA</p> 	<p>Equal Access Services, phone (505) 925-8560 and website http://valencia.unm.edu/students/advisement-and-counseling/equal-access-services.html, provides academic support to students with disabilities. If you need alternative formats for completing coursework online, you should contact this service immediately to ensure your success because the staff there can help meet your needs in a timely manner. Once you have been tested and have had an appointment with Equal Access, you are responsible for requesting that all documented forms to me as soon as possible. Once I receive your paperwork, I <i>will</i> help you in all ways specified. Pursuant to the American with Disabilities Act (ADA), I accommodate documented special needs, and I encourage students to discuss their concerns with me.</p>
<p>Tutoring</p> 	<p>You may call 925-8907 for information. The Writing Center will be happy to help you with appointments and services available. The Writing Center can help you with your writing problems.</p>

Materials and Supplies Needed

Books are available at UNM Valencia's bookstore: <https://valencia.unm.edu/campus-resources/bookstore/index.html>.

Textbooks Required

- Erdrich, Louise. *Love Medicine*. New York: Henry Holt and Company, 1982.
- Purdy, John and James Ruppert. *Nothing But the Truth: An Anthology of Native American Literature*. Upper Saddle River, NJ: Prentice Hall, 2001.
- *The Fast Runner* and *Smoke Signals* -- These movies are **not** at the bookstore. Netflix carries them; Amazon.com sells them cheaply. They are also available at the UNM VC and UNM Main Campus libraries. Public libraries often have them, too.

Other Supplies and Skills Needed



- An available computer,
- Latest Firefox version,
- Computer disc or memory stick,
- A UNM Net ID and password
- Keyboarding skills and general computer skills, such as saving and attaching files, and e-mailing.

The University of New Mexico's Learning Outcomes for Native American Literature



All assignments are designed to meet one or more of these learning outcomes. If you meet these learning outcomes, you will have successfully passed the course.

Learning Outcomes

1. **Identify plot, theme, setting, character, and point of view in works of fiction.**
2. **Find Native American tribal, cultural, historical, and mythical references in a work.**
3. **Learn about Native American authors, their contributions, their biographies, and their bibliographies and the impact these things have on their texts.**
4. **Use the conventions of Standard English, including good grammar and mechanics.**

Reasons Students Fail

1. Students fail if they do not demonstrate a 70% ability to complete 1-4 above.
2. Failure to *Demonstrate Academic Integrity*: Having academic integrity is paramount to success in any class. Plagiarism or cheating is not tolerated. Any instance of this will result in a grade of zero for that assignment. Here is the link to the UNM Academic Dishonesty Policy: <http://grad.unm.edu/aire/academic-integrity.html>. The policy states,

"As stipulated in the [UNM Catalog](#), [Student Code of Conduct](#), and the [UNM Pathfinder](#), 'Each student is expected to maintain the highest standards of honesty and integrity in academic and professional matters.' Academic integrity includes, but is not limited to, honesty in quizzes, examinations, and assignments; properly acknowledging the work of others in papers, theses, and dissertations; and following ethical practices when conducting research."

Academic Dishonesty includes, but is not limited to, copying websites, cheating on quizzes, assignments, or tests, turning in another student's work.

Grading Scale

Not all assignments and their grades are equal in value. At UNM VC, you can earn a course grade of **A, B, C, D (fractionated), F, or I** (See Incomplete section for more details about this grade.) Some of your assignments are worth more than others are. For example, **Blogs, Discussions, and Assignments** are worth **30%**. **Test One: Midterm**, which is given in week 8, is worth **40%**. The **Final Examination**, given during finals week, is worth **40%**. All tests are open note and open book.

The Grading Scale is as follows:

A range = 90%-100%;
B range = 80%-89%
C range = 70%-79%;
D range = 60%-69%;
F = 0%-59%.



Homework Requirements: Discussions and Quizzes

Taking Examinations

You can use your notes and your book when taking all tests. However, to do well, you must study before the test. You will not have enough time to look up all questions; prepare by completing homework, handouts, exercises, and threaded discussions.

Completing Threaded Discussions

In a traditional classroom, we discuss course material, ideas, and readings. However, when working online, we must depend on written formats to accomplish the same goals. Therefore, a portion of your grade for this course is determined by your responses to the questions in Discussions, Blogs, or Assignments. Please take these seriously.

Submitting Discussions: Running the Spell Check

Before you submit any posting or examination, run the spell and grammar check. In Blackboard Learn, you can spell check by clicking on "abc" located above the submissions box. This radial (button) is located above the right-hand corner. It is not as thorough as Word Spell and Grammar Check, but it provides a quick check of your work.

To run a more thorough check of your work, use Word Spell Check. The following are directions to run a more thorough check in **Word 2010** (for other versions, use help in the version of Word you are using):

- 1) Open Editor.
- 2) At the bottom, you will see "Settings." Click on that link.
- 3) Select Grammar and Refinements.
- 4) Select the items you wish checked.
- 5) Scroll down. Make sure "Punctuation Required with Quotes" is "inside."
- 6) Click on "Ok."
- 7) Note: You can also reset your spell checker if you want to recheck a document on which you have previously run the spell or grammar checker. Click on "Recheck Document."

You are now ready to spell/grammar check your document. To actually spell check, click on the tab called "**Review**" and then click on "**Check Document,**" on the upper left-hand side of that screen. Also, read your document carefully to catch any errors grammar and spell check may have missed – e.g. form/from. You may also want to consult a handbook or helpful grammar sites, like "Grammar Girl" if you have questions about usage:

https://www.quickanddirtytips.com/search/site/grammar?f%5B0%5D=im_field_tags%3A4

Use the search tool to find the type of problem you have, including commas, quotation marks, commas splices, etc.

Reasons Students Are Dropped

The following are reasons you may be dropped from the course:

1. Any time after midterm, students may be dropped if they have not turned 50% of the course work required. If the course average is 49% or lower, students may be

- dropped. Such a low average indicates that students are not participating in course activities, discussions, or homework assignments.
2. If students are disrespectful to the instructor or other classmates in correspondence, such as discussions or e-mails, they may be dropped from the class. This behavior includes rude comments, swearing, or threats.
 3. If students threaten the mental or physical safety or well-being of any member of the class, they will be dropped. This includes stalking, cyber stalking, or threats of physical violence.

Incompletes

If you earn an "I," or incomplete, you have neither passed nor failed the course. I assign an "I" only if you have completed all the coursework, but due to some unforeseen emergency (I will ask for documentation concerning the emergency), you are unable to complete the final examination. If students are deployed, they may also request an "I." (I follow UNM policy for deployment.) If you earn an "I," you must complete the University automatically converts the "I" to an "F."

Grade Disputes

If you wish to dispute a grade, there is a set procedure for doing so.

1. You should begin by reading about how to dispute a grade, which is in the University of New Mexico Student Handbook.

You must discuss the grade concerns with your instructor of record first --

me. Sometimes, it is a simple error. Grade errors are easy to fix. For example, if you have a B in Blackboard Learn and you then receive an F for the course, I encourage that you to contact me immediately: (jamilynn@unm.edu).

3. The Student Privacy Act, a federal statute called **FERPA**, strictly prohibits the instructor or administrators from talking to anyone but you about your grades, progress, or work. In other words, a UNM VC instructor or administrator cannot speak to your parents, relatives, or friends about a grade dispute. For more information, see the Student Handbook.



Student Responsibilities in an Online Class ("Netiquette")

While I do not expect problems when working with adult learners, these policies ensure a safe and productive classroom environment. These policies are also in University of New Mexico Student Handbook:

1. Students must treat one another and the instructor with respect. Nasty remarks or name-calling is prohibited.
2. Students should not post non-related comments or with questions about matters that are not a part of course curriculum in Discussions, Blogs, or Assignments.
3. Students may discuss complaints about the course with their instructor; however, the students must do so in the proper environment, such private e-mails in Blackboard Learn or in face-to-face conferences in my office.
4. Students should not curse at other students or at the teacher. Class time is a professional learning environment. Obscene language will NOT be tolerated.
5. Sexual harassment will not be tolerated.
6. Behavior that threatens the safety of any class member, including the instructor, will not be tolerated. The offending student may be dropped from the course. Security will be called. Threats and stalking fall into this category.
7. Students must not threaten instructor concerning their grades. This type of behavior is considered harassment and/or verbal assault. Students should use the process available to them.
8. Students violating any of these rules will be reported to the Dean or Chair of CHES. Students will be given a written warning, and then they may be dropped from the class. They may be asked to meet with the Chair of the Division of Humanities or the Dean of Instruction.



E-mail Netiquette

Please keep the following in mind when you write e-mails:

- **Include an informative subject line.** In **every e-mail you write to me**, the subject line should contain a phrase clearly describing what the problem is. For example, "**Problems with Assignment in second lesson due 4/18**" is clear and helpful, but "**Problems with Assignments**" is not. Unclear subject lines slow my response because I do not have enough information without having to asking you for clarification.
- **Include a salutation.** E-mails do not usually include "Dear," as a letter does, but they do include titles and last names. When you write to me, call me **Dr. Huntsinger or Professor Huntsinger**. Informal words of address, such as "**Hey,**" are never appropriate and are often rude. If we run into each other off campus or if you contact me after the class is completed, I do not care if call me by my first name or if you use my title. You decide.
- **Include a closing.** Please close with an appropriate phrase and sign your e-mail with your name. Signatures help me; I may not recognize your e-mail address. Some examples of appropriate phrases are "Sincerely" or "Thank you for your help."
- **Capitalize only the first word of a complimentary close.** If you close your e-mail with a multi-word phrase such as "Thank you," note that only the first word takes an initial capital letter.
- **Use short paragraphs.** Legibility on the screen is not as good as legibility on paper. Therefore, please use short paragraphs (in general, 3-4 lines maximum) to make the e-mail easy to read. In addition, be sure to skip lines between paragraphs. Make sure you provide enough information for me to understand what assignment you are address or what type of problem you have.
- **Do not use instant-messaging spelling.** BTW, if u want 2 b treated like a pro, write like 1Ⓢ.
- **Adhere to the conventions of Standard English.** Please edit and proofread for spelling errors and grammatical mistakes. Use your spell/grammar check tool "abc" located above the right-hand side of the submission box (not the comment box) in Blackboard Learn Mail. In addition, the computer does not catch all errors (form/from), so give your document one final read before submitting or sending it.
- **DO NOT SEND ALL CAP MESSAGES.** All capital letters mean you are screaming at the person to whom you are writing. In an online class, this would be considered inappropriate behavior. If you wish to emphasize a point, underline it or put it in bold font.

Computer Policies

Technical Safeguards

Please save or back up all your work. First, save all assignments to the appropriate directory on your hard disk and then save copies to computer discs or memory sticks. For even better protection, print out hard copies of your work in a file folder in your desk. **Important Note:** Losing a file is not an excuse for missing work.

Getting Computer Help

If you experience computer difficulties, you are responsible for solving your own problems; call **(505) 277-5757** for help. Computer technicians can answer questions you may have concerning specific software, hardware, and other procedural issues related to this course.

Computer Policies in a UNM VC Lab

If you use the computers on campus, you must adhere to all policies set forth by the University of New Mexico at Valencia Campus. Check with the person who oversees the lab for a copy of the policies.



Required Announcement for Equal Opportunity and Non-Discrimination

In an effort to meet obligations under Title IX, UNM faculty, Teaching Assistants, and Graduate Assistants are considered “responsible employees” by the Department of Education (see page 15 - <http://www2.ed.gov/about/offices/list/ocr/docs/qa-201404-title-ix.pdf>). This designation requires that any report of gender discrimination which includes sexual harassment, sexual misconduct and sexual violence made to a faculty member, TA, or GA must be reported to the Title IX Coordinator at the Office of Equal Opportunity (oeo.unm.edu). For more information on the campus policy regarding sexual misconduct, see: <https://policy.unm.edu/university-policies/2000/2740.html>.

Assignment Syllabus – Introduction to Native American Literature 264

The Assignment Syllabus provides reading assignment only; Discussions, Blogs, and Assignments are provided in weekly lessons (see Checklist in the Lesson Folders). This syllabus allows you ability to read ahead if you wish.

SUBJECT TO CHANGE -- Some reading assignments may be added or deleted. Also, graded assignments are not listed here. This assignment syllabus does give you an overview of planned curriculum.

WEEK	CLASS	READINGS
Unit 1: Introduction to Course, Traditions		
Weeks 1 and 2	Introductions; Definition of Native American	Syllabus; "Native Americans," link, Blackboard Learn, view map; Alexie's "13/16," 416; Watch <i>More Than Bows and Arrows</i> (film online); Begin reading <i>Love Medicine</i>
Weeks 3 and 4	Native American Identities, Oral and Written Tradition	"Clearest Blue Day," file in Blackboard Learn; Elizabeth Cook-Lynn bio; "Storytelling," 544; "Language and Literature from a Pueblo Indian Perspective," 159; "Traditional Voices Speak: Storytellers in Contemporary Native American Texts," link in Blackboard Learn.
Unit 2: Mythological References in Literature		
Weeks 5 and 6	Native American Mythology: Creation Myths (Earth Diver and Emergence)	Revard's "History, Myth, and Identity among Osages and Other Peoples," 126-140; Blackboard Learn links -- Osage creation myth, Vizenor's creation story, Selections from Momaday's <i>The Way to Rainy Mountain</i> , and more; Silko's "Yellow Woman," 367; "Laguna Woman," Blackboard Learn link
Weeks 7 and 8	Native American Mythology: Legends and Tales	Read Momaday's "December 29, 1890: Wounded Knee Creek," 512; "The Butchering at Wounded Knee," Blackboard Learn link; Alexie's "Crazy Horse Speaks," 427; "Toe'osh: A Laguna Coyote Story," 548; Selections from Momaday's <i>The Way to Rainy Mountain</i> , Blackboard Learn folder
Weeks 9	Midterm Exam and	IMBd information on Smoke Signals,

and 10	Extra Credit	Blackboard Learn link; View <i>Smoke Signals</i>
--------	--------------	--

Unit 3: Family. Love Medicine

Weeks 11 and 12	Human	IMBd link about <i>Fast Runner</i> ; View <i>Fast Runner</i> ; Tapahonso's "Blue Horses Rush In," 556, "Introduction" to <i>The Way to Rainy Mountain</i> , Blackboard Learn link; Zitkala Su's "The Soft-Hearted Sioux, 406; Linda Hogan's "Heritage," 495.
-----------------	-------	--

Weeks 13 and 14	Animal and Land; <i>Love Medicine</i>	Hogan's "Elk Song," 493 and "Map," 498; Hobson's "Deer Hunting," Blackboard Learn link; Ortiz's "My Father's Song," 518; TallMountain's "The Last Wolf," 554; Blue Cloud's "Turtle," 451; Harjo's "She Had Some Horses," 474; "A Matter of Perspective," a short paper on the relationship of humans to family, Blackboard Learn link; Finish <i>Love Medicine</i> ; Erdrich biography, Blackboard Learn link
-----------------	--	---

Week 15	<i>Love Medicine</i>	Read journal articles, student submissions
---------	----------------------	--

Final Examination

Weeks 16 and 17	<i>Love Medicine</i>	Review readings: Take Final Examination
-----------------	----------------------	---

See Resources File, Important Dates, for Final Examination Week dates.