



A Quality Education –A Lifetime of Success

Professor: Dr. Jami L. Huntsinger ; Course Title: Accelerated Composition

Office Hours : T and R, 1 :30-2 :30 (925-8600); T, 8:00-9:00 PM Online ; and by appointment

Course CRN: 101.505, 40397, 101.506, 45848, and 112.501, 38928; 1/15/18-5/12/18

Course No and Section, Dates and Times: 110.505 and 506 ; 112. 501

Prerequisites: English 100 or ACT 19-25 or Compass 75-100



Table of Contents


Course Information	Page One
Course Description	Page One
Professor’s Biography	Page Two
Learning Objectives and Outcomes	Pages Two-Three
Grading Scale	Page Three
Grading Criteria	Page Four
Writing Requirements	Pages Four-Five
Portfolio Requirements	Pages Five-Six
Revising and Editing Your Writing	Pages Six-Seven
Support for Student Success	Pages Eight-Nine
General Policies for Composition I: Exposition	Pages Nine-Ten
Computer and Lab Policies	Page Ten
Assignment Syllabus	Pages Eleven-Twelve

Course Description

Welcome to Accelerated Composition (English 110/112)! In this course, you will write four essays, which may include summary analysis, exemplification, process, cause and effect, comparison /contrast, classification/division, definition, argumentation, or combined pattern essays. These essays (which may be written in-class or out-of-class), require your developing good writing habits, including prewriting, drafting, revising, and editing, which will help create a unified focus, strong development, and clear organization. You will also be required to integrate quotations from primary readings and web sources, to avoid plagiarism, and to evaluate web sources. Essays must demonstrate correct grammar and strong sentences. If you learn these writing skills, you will become a more successful communicator in college courses and a more thoughtful professional in your careers.


Your Professor

I am Dr. Jami L. Huntsinger (pronounced Hun-singer). I grew up in South Dakota (I am Lakota French), and I moved to New Mexico in 1989. After graduating from the University of New Mexico in 1997, with a Ph.D. in English, I chose to work at a two-year college because I enjoy teaching. In 1997, I accepted a position as an assistant professor at Valencia Campus. I am now a tenured professor, who enjoys teach such classes as Composition 101/110/112



(face-to-face and online), 102/120 (face-to-face and online), Composition 220, Grammar 240 (face-to-face and online), Introduction to Literature 150 (face-to-face and online), Southwest Literature 211, and Native American Literature 264 (face-to-face and online). I am a resident of Belen, New Mexico. I love my life in the valley; I especially enjoy hearing the braying of the burro, Chelsea, who lives next door. She is my 6:00-am alarm clock. To make my life complete, I have


three special animal friends – Heidi, a four-year-old Dachshund who loves to eat socks, and Mia, a Dachshund cross who loves to race about the yard. The newest addition to the family is Dawn Noel, a dachshund who Santa Claus dropped down the chimney Christmas.



Heidi



Mia



Dawn Noel

Learning Outcomes for Composition I: Exposition

The University of New Mexico's Learning Outcomes for Composition I: Exposition

All students registered at any of the University of New Mexico campuses must meet the following goals and objectives to pass Composition II: Exposition. These learning outcomes are part of the grading matrix used to grade your writing. If your writing meets these learning outcomes, you will have successfully passed the course. By the end of the semester, you should be able to,

Students should be able to do the following:

- 1. Use the appropriate rhetorical situation and genre** – You should be able to analyze, compose, and reflect on arguments in a variety of genres, considering the strategies, claims, evidence, and various mediums and technologies that are appropriate to the rhetorical situation.
- 2. Use writing as a social act** -- You must be able to describe the social nature of composing, particularly the role of discourse communities at the local, national, and international level.
- 3. Approach writing as a process** – You will use multiple approaches for planning, researching, prewriting, composing, assessing, revising, editing, proofreading, collaborating, and incorporating feedback in order to make your compositions stronger in various mediums and using multiple technologies.
- 4. Use Standard Written American English grammar and usage** – You will improve your fluency in the dialect of Standardized Written American English at the level of the sentence, paragraph, and document, analyze, describe the value of incorporating various languages, dialects, and registers in your own and others' texts.
- 5. Reflect on your progress** – You will evaluate your development as a writer over the course of the semester and describe how composing in multiple genres and mediums using various technologies can be applied in other contexts to advance your goals.
- 6. Employ research responsibly** – You will 1) use writing and research as a means of discovery to examine your personal beliefs in the context of multiple perspectives and to explore focused research questions through various mediums and technologies, and 2) integrate others' positions and perspectives into your writing ethically, appropriately, and effectively in various mediums and technologies.

To meet these objectives at the 110/112 level, we will focus these skills on this semester.

Create essays using the appropriate genres required for writing tasks. Genres are types of rhetorical strategies, or ways you present information, such as summary analysis, exemplification, process, cause and effect, comparison /contrast, classification/division, definition, argumentation, or combined pattern essays (see *Patterns for College Writing*). You need to address the requirements of the questions asked.

Organize your essay. Organization includes employing a number of skills, such as writing strong thesis statements and topic sentences, using transitions, organizing sentences within focused paragraphs, and ordering paragraphs in logical way.

Develop your paragraphs. Development includes using examples and support to help illustrate your points. Personal examples and/or quotations from readings and/or web sources are also required in your essays. Essays need to be 3-4 pages in length.

Read texts accurately. To be successful writers and thinkers, you should **read critically, summarize accurately, and/or analyze insightfully.** You will also be required to analyze and evaluate web sources that you use to support your points.

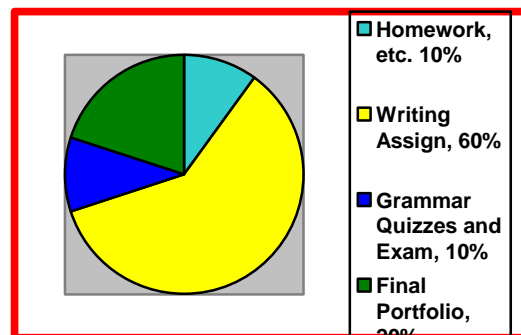
Revise and edit papers. Using good writing strategies, including prewriting, drafting, revising, and editing, will help you create strong essays. You will be required to demonstrate an ability to **revise and edit** in the final portfolio and in papers submitted during the semester.

Write good, well-crafted sentences and use correct grammar. Awkward sentences and grammatical errors make writing hard to read and result in bad communication. In English 110/112, you must demonstrate **competency** in these areas: **1) fragments, 2) comma splices/run-ons, 3) pronoun reference and point of view (second person), 4) punctuation, focusing on commas, apostrophes and quotation marks, and subject verb agreement.** You need to demonstrate this competency by passing a final examination with a 73% or higher and by writing correctly edited papers.

Use MLA for formatting papers and citing sources. This learning outcome includes using **MLA formatting** for presenting papers citing sources to avoid plagiarism. You will focus on learning **MLA documentation** to cite primary readings and web sources.

Grading Scale

Not all assignments and their grades are equal in value. At UNM VC, you can earn a course grade of **A, B, C, D (fractionated), F, W, or I** (See Incomplete section for more details about this grade). **C- or lower is failing**, and if you earn a C- or lower, you must retake the course. Some of your assignments are worth more than others are. For example, **homework and participation** are worth **10%**. **Grammar Quizzes and the Grammar Examination** are worth **10%**. Major **writing assignments**, which you submit during the semester, are worth **60%**. Finally, the **Final Portfolio** is worth **20%**. These assignments meet the learning outcomes and measure your readiness for 120.



Grading Criteria

The following outline is the criteria used to grade your writing. Knowing these criteria will help you know what you need to strive for to improve your writing.

To earn an "A," (Excellent, Pass):

This type of paper demonstrates a compelling, original, and thoughtful thesis that is supported by accurate details, examples, and explanations. The paper is easy to follow because it is clearly organized and has transitional markers. Paragraphs are unified and well supported. In addition, precise and lively word choices are combined into balanced, varied, and clear sentences. There are few, if any, deviations from standard usage, grammar, and mechanics, especially. The paper has very few sentence boundary errors, such as comma splices, run-ons, and fragments. This paper addresses the question asked clearly and imaginatively.

To earn a "B," (Good, Pass):

This paper is also strong, but it is less polished than the "A" paper based on the quality of the thesis, diction, or the sentence variety. However, the essay is still focused and interesting. Its organization is correct, but transitions are sometimes strained. While developed, the paper needs some additional support to explain points more fully. Paragraphs are typically unified. The paper is generally correct mechanically, though there may be problems with complex grammar and punctuation, such as apostrophes or subject/verb agreement. There are few, if any, sentence boundary errors: comma splices, run-ons, and fragments. The paper addresses the question well.

To earn a "C," (Average, Pass):

Although the paper contains good thought and interesting ideas, the essay's focus, while there, is not well written or maintained. The organization is acceptable, though some parts may be awry. The essay needs further development, but it contains a few well-placed examples or details. Some paragraphs are unified, but some need the focus of a strong topic sentence. Sentences in paragraphs may need organization. Though the paper contains few major errors, there are some mistakes in spelling, grammar, and punctuation. The paper contains some sentence boundary errors, such as comma splices, run-ons, and fragments, but overall reflects a strong understanding of sentence structure. The paper addresses the question.

To earn a "D," (Inadequate, Failing):

This type of essay too often seems an unfocused exercise, even though there may be good ideas throughout. Usually, there is no thesis, but if there is one, it is too general to be effective. Some principle of organization is apparent, but the principle is not successfully followed or lacks consistency and coherence. Development is weak, and paragraphs are not unified and sometimes not used. Errors in spelling, grammar, and punctuation are frequent enough to distract and confuse the reader. Sentence level errors abound: too many comma splices, run-ons, or fragments exist. The paper often does not address the question asked.

To earn an "F," (Unacceptable, Failing):

The essay seems a mechanical exercise without purpose or audience. There is no apparent principle or organization. Paragraphs do not exist. Development is weak, often indicated by a one-page essay. There are frequent sentence structure errors of the gravest sort. Sentences often do not make sense. Errors indicate failure to understand the basic grammar of the sentence. The paper does not address the question or is very hard to read.

To earn a "0," (Unacceptable, Failing):

The "0" grade is distinguished from the "F" paper in that the student has not turned in any work to be graded. (Important: Portfolios are not accepted late.) If the paper has been turned in and earns a zero, it is plagiarized.

Writing Requirements

You will write a minimum of 3 essays of 3-4 pages in length. You must submit all essays to be able to submit a portfolio; if you do not submit all essays, you will earn a 65% for the course, which will require you to retake English 110/112. To receive full credit for your writing, you must follow the directions for each of the assignments and pay special attention to organization, focus, development, MLA formatting and documentation, and length guidelines. You need to word process writing assignments using MLA formatting rules. Writing is graded with a matrix.

Submitting Your Writing Assignments -- Submit your writing assignments in Word format using 12 point font or as a hardcopy. If you are unsure how to "save as" a Word file, consult Blackboard Learn help desk (277-5757) or The Learning Center for help converting wps, pdf, rtf, or wks files to Word documents.

Writing First Drafts -- First drafts used for peer editing must meet length requirements to receive full credit. First drafts are graded as follows: 1) complete and on time -- 100 points, 2) On time but short -- 75 points, 3) Late, but complete -- 50 points, 4) short and late -- 25 points, 5) submitted after the final draft -- 0 points. IMPORTANT: Concerning 3 and 4 -- you cannot peer edit, and you lose comments and points for peer editing.

Due Dates for Homework and Essays --The due dates for work in the class are posted in Blackboard Learn. Late work is not accepted. Work completed during class cannot be made up -- do not miss class.

Plagiarism -- Your writing assignments must not be plagiarized, or copied. Plagiarism means using words and/or ideas in your writing without acknowledging their

source. Plagiarism includes copying another student's papers or ideas, downloading and turning in papers from the Internet, copying passages from sources without proper documentation, or rephrasing an author's ideas and then presenting them as your new, original thoughts.




To learn how to avoid plagiarism, you can talk to me, e-mail me, consult a tutor, or complete the Plagiarism Tutorial in Course Materials in Blackboard Learn or at <http://library.acadiou.ca/tutorials/plagiarism>. (Pick Dylan in the tutorial.) If you would like more reading about plagiarism, The Owl at Purdue website offers sage advice: <http://owl.english.purdue.edu/owl/resource/589/01>.

Facing high stress, busy schedules, and ample resources on the Internet, you may be tempted. Ignore that temptation! Because . . . if you do plagiarize, you will face one or more of the following consequences: failing the assignment, failing the course, or facing disciplinary action taken by the University. Your actions may also be reported to the Division Chair of CHESS. Further disciplinary action, in addition to the actions taken for the plagiarism, may be taken based on the severity of the behavior. The University considers plagiarism a serious form of academic dishonesty – stealing.

Portfolio Requirements

During the semester, you must submit a Final Portfolio to pass the class. The following are the requirements for the portfolio.

Final Portfolio – The Final Portfolio is a collection of your writing that may determine whether you pass/fail the course. Submitted portfolios receive a pass/fail from the 110/112 English Panel, who will use the learning outcomes to determine the effectiveness of your overall writing accomplishments and your readiness for English 120.



If the portfolio fails the 110/112 Panel evaluation, you may fail the course and earn a 72% or lower for the course; you must then retake English 110/112. If the portfolio passes the 110/112 Panel evaluation, your instructor will grade the content of your Final Portfolio and then average it with the other work you have completed during the semester. (See Grading Scale). If you earn a 73% (C) on all work completed in the course during the semester, you will pass English 110/112.

The following are things you must do to prepare to submit the Final Portfolio.

- A table of contents
- A self-evaluation, **including the Final Grammar Examination score** and **the grades on all four papers written during the semester.**
- One essay revised
- The first draft of the essay with the instructor's comments
- A second revised essay (2 sources required)
- The first draft containing instructor's comments



Revising and Editing Your Writing

Revising Your Essays

All revisions you do throughout the semester should illustrate substantial work done on the essay, such as working on organization, structure, or development. To revise, review peer editors' comments, ask your instructor questions, or get help from face-to-face or online tutors at The Learning Commons or Writing Center. Revision means making large changes (see Example of Global Revisions below.)

EXAMPLE OF GLOBAL REVISIONS

Sports on TV--A Win or a Loss?

Team sports are as much a part of American life as Mom and apple pie, and they have a good tendency to bring people together. They encourage team members to cooperate with one another, they also create shared enthusiasm among fans. Thanks to television, this togetherness now seems available to nearly all of us at the flick of a switch. We do not have to buy tickets, and travel to a stadium, to see the World Series or the Superbowl, these games are on television. We can enjoy the game in the comfort of our own living room. After Thanksgiving or Christmas dinner, the whole family may gather around the TV set to watch football together. It would appear that television has done us a great service. But is this really the case? Although television does make sports more accessible, it also creates a distance between the sport and the fans and between athletes and the teams they play for. The advantage of television is that it provides sports fans with greater convenience.

[insert] ←
We can see more games than if we had to attend each one in person, and we can follow greater varieties of sports.

Editing Your Essay: Running the Spell and Grammar Checker

Before you submit any writing, run the spell/grammar check. While this is not a full "revision," it is a type of revision called line-by-line editing, a necessary step that will help you get a better grade.

In Word, you can set the spell and grammar check to catch more errors. (If you need additional help, type "settings for spelling and grammar" in the help box.) The following are the directions for **Word 2007**:

- 1) In the 2007 version of Word, click on the circle in the upper left-hand corner of the screen. In the new window that opens, select "Word Options" located at the bottom.
- 2) In Word 2007, click on "Proofing."
- 3) In the section that reads, "When correcting spelling and grammar in Word," change "Writing Style" from "Grammar Only" to "Grammar and Style."
- 4) Next, click on "Settings," which is right next to "Writing Style."
- 5) In "Grammar and Style Options" section under the word "Require," set the boxes to "Always," "Inside," and "2." Click on "Ok." The window will disappear. Then, click on "Ok." The second window will disappear.
- 6) Note: in "Proofing" (Word 2007), you can also reset your spell checker if you want to recheck a document on which you have previously run the spell or grammar checker. Click on "Recheck Document."

You are now ready to spell and grammar and spell check your document. To spell check, click on the tab called "Review" and then click on "Spelling and Grammar," on the upper left hand side of that screen. Also, read your document carefully to catch any errors grammar and spell check may have missed – e.g. form/from. You may also want to consult online sources,

such as "Grammar Girl" if you have questions about usage:
<http://www.quickanddirtytips.com/grammar-girl>








The following example illustrates the type of editing you should be doing:

EXAMPLE OF SENTENCE-LEVEL REVISIONS

^{Televised}
Sports ~~on TV~~ -- A Win or a Loss?
Team sports, ~~are~~ as much a part of American
life as Mom and apple pie. ^{tend} ~~and they have a good~~
~~tendency~~ ^{us} to bring people together. They encourage team
members to cooperate with one another. ^{and} they also create
shared enthusiasm among fans. ^{Because of} ~~Thanks to~~ television,
this togetherness now seems available ~~to nearly all~~
~~of us~~ at the flick of a switch. ~~It would appear that~~
~~television has done us a great service.~~ But is this
really the case? Although television ^{makes} ~~does make~~
sports more accessible, it also creates a distance
between the sport and the fans and between athletes
and ^{their} ~~the~~ teams. ~~they play for.~~
The advantage of television is that it provides
sports fans with greater convenience. We do not
have to buy tickets/ and travel to a stadium/
to see the World Series or the Super Bowl/ ^{but} ~~these~~
~~games are on television.~~ We can enjoy the game in
^{any} ~~any~~ ^{rooms.} ~~rooms.~~ We can see
the comfort of our own living room. We can see
more games than if we had to attend each one in
person, and we can follow ^a ~~greater~~ ^{variety} ~~varieties~~ of
sports.

Support for Student Success

Resources	Description of Services <i>Here are many ways that you can get help with the course material or with Blackboard Learn.</i>
<p>Dr. Huntsinger</p> 	<p>My office hours for this course are held online or by appointment. You may contact me anytime with "Mail" in Blackboard LEARN. In the Course Menu, click on "Mail" to send me a message. I will respond within 24 hours. Please do not wait for responses on Sunday – I rest. 😊</p>
<p>Blackboard Learn Support Services</p> 	<p>Computer Technicians: Password problems? Trouble with files opening? Can't figure out why your browser doesn't work? What is a browser, anyway? If you have questions about computer problems, call 277-5757, M-F, 8:00 am-12:00 noon and M-F, 1:00 pm-5:00 pm MST. Computer technicians are available and happy to help you solve those difficult problems. Tutorials: Having problem with one of the Course Tools in Blackboard LEARN? If you do not know how to use one of the tools, try one of the tutorials available on the Blackboard LEARN information page called "How to Use Learn." Tutors: At The Learning Commons and The Writing Center at UNM Valencia Campus, tutors are available to help you navigate Blackboard LEARN.</p>
<p>Library Resources</p> 	<p>The UNM Valencia Campus library is available for our online learners as well. You can find articles and books by going to http://valencia.unm.edu/library/. If you wish to research remotely (from home), you will need passwords, which are on the website.</p>
<p>Equal Access Services/ADA</p> 	<p>Equal Access Services, phone (505) 925-8560 and website (https://valencia.unm.edu/students/advisement-and-counseling/equal-access-services.html) provides academic support to students with disabilities. If you need alternative formats for completing coursework online, you should contact this service immediately to ensure your success because the staff there can help meet your needs in a timely manner. Once you have been tested and have had an appointment with Equal Access, you are responsible for requesting that all documented forms to me as soon as possible. Once I receive your paperwork, I will help you in all ways specified. Pursuant to the American with Disabilities Act (ADA), I accommodate documented special needs, and I encourage students to discuss their concerns with me.</p>
<p>Tutoring</p> 	<p>Online tutoring is available through the Learning Commons. The Writing Center, which is in the Learning Commons, can help you with your writing problems.</p>

General Policies for English 110/112

Reasons Students Can Be Dropped

You may be dropped if,

- You do not turn in any one of the assigned major writing assignments. Since you are given one week to submit your essays, no late papers are accepted.
- You have not submitted 50% of the course work that will be checked any time after midterm (Week 8).

- You do not attend the first week of class.
- You miss more than 4 classes.
- You have excessive tardiness. 2 tardies is 1 absence. Coming to class late or leaving a class early is a tardy. Leaving class and returning during the same class period is a tardy. If a student leaves a class period twice in one day, he/she is absent and need not return to class. Each student gets one free pass from me to leave class without being tardy. NOTE: If you have a medical reason that requires you to leave the class, I will honor a physician's note.
- You are disrespectful to classmates or to me in class or in correspondence, such as discussions, e-mails, or peer editing sessions. This behavior includes rude comments, swearing, or threats. Students will get one warning only; there is no second warning.
- Students who threaten the mental or physical safety or well-being of any member of the class will be dropped immediately. This includes stalking, cyber stalking, or threats of/actual physical violence. The student will be reported to Security and may be dropped immediately. You will receive an e-mail notifying you that you will be dropped.

Reasons for Failing

The sad fact is that some students will fail the course. Trying hard or turning in work does not guarantee a passing grade. You must write at an acceptable level of competency, and if you do not, your writing fails. The panel of 110/112 evaluators will help to determine if you have met this level of competency. (See Final Portfolio Essay section.)

Incompletes

If you earn an "I," or incomplete, you have neither passed nor failed the course. I assign an "I" only if you have completed all of the coursework, but due to some unforeseen emergency, you are unable to complete the final portfolio. I will ask for documentation. You must submit the work the next semester, or the University automatically converts the "I" to an "F."

Grade Disputes

Because a panel of 110/112 instructors reads, evaluates, and passes or fails students' portfolios, it is rare that your writing has been miscalculated. However, if you wish to challenge your final grades, you must follow a set procedure for doing so, which is included in the University of New Mexico Student Handbook. When disputing a grade, you must speak to your instructor first. If the problem is not resolved, then speak with the Division Chair of CHESS. The Student Privacy Act, a federal statute called **FERPA, strictly prohibits the instructor or administrators from talking to anyone but the student** about his/her grades, progress, or work. (No relatives or friends). I **WILL NOT** make any exceptions to this policy.

Student Behavioral Code

While I do not expect problems when working with adult learners, these policies ensure a safe and productive classroom environment. These policies are also in University of New Mexico Student Handbook:

1. Students must treat one another and the instructor with respect. Nasty remarks and name-calling are prohibited.
2. Students should not post non-related comments or questions about matters that are not a part of course curriculum.
3. Students may discuss complaints about the course with their instructor; however, they must do so in the proper environment, e.g. in the instructor's office.
4. Students should use appropriate, polite language. Class time, e.g. discussion postings, is a professional learning environment, so obscene or offensive language, such as cursing, will NOT be tolerated.
5. Sexual harassment will not be tolerated.
6. Behavior that threatens the safety of any class member, including the instructor, will not be tolerated. The offending student may be dropped from the course. Threats, cyber stalking, or stalking fall into this category.
7. Threatening the instructor to get a change of grade is prohibited. This behavior is harassment and/or verbal assault. Grades can be disputed; students should use the process outlined in the UNM Student Handbook.
8. Students violating any of these rules will be given a written warning and may be dropped from the class. They may be required to meet with the Chair of CHESS and the Dean of Instruction.

E-mail Netiquette – Please keep the following in mind when you write e-mails:

1. **Send messages to me through Blackboard LEARN e-mail, not through my UNM e-mail account.** Please use UNM e-mail for emergencies ONLY. If you must use UNM e-mail, type “**__ (Your Name) __ from English 110/112: E-mail Concerning __ (fill in blank) __**” in the subject line. I am not expecting e-mails from you in the general account, and I do not want to delete your message as spam.
2. **Include an informative subject line.** In **every e-mail you write to me**, the subject line should contain a descriptive phrase specifically about the problem. For example, “**Problems with Nouns Worksheet in Lesson 5, question 4**” is clear and helpful, but “**Homework**” is not. Unclear subject lines slow my response because I do not have enough information without having to asking you for clarification.
3. **Include a salutation.** E-mails do not usually include “Dear,” as a letter does, but they do include titles and last names. When you write to me, call me **Dr. Huntsinger or Professor Huntsinger**. Informal words of address, such as “**Hey,**” are never appropriate and are often rude.
4. **Include a closing.** Please close with an appropriate phrase and sign your e-mail with your name. Signatures help me; I may not recognize your e-mail address. Some examples of appropriate phrases are “Sincerely” or “Thank you for your help.”
5. **Capitalize only the first word of a complimentary close.** If you close your e-mail with a multi-word phrase such as “Thank you,” only the first word takes an initial capital letter.
6. **Use short paragraphs.** Because legibility on the screen is not as good as legibility on paper, use short paragraphs (3-4 lines maximum) to make the e-mail easy to read. In addition, be sure to skip lines between paragraphs.
7. **Do not use instant-messaging spelling.** If u want 2 b treated like a pro, write like 1Ⓢ.
8. **Adhere to the conventions of Standard English.** Please edit and proofread for spelling errors and grammatical mistakes. Use your spell/grammar check in Blackboard Learn, located above the right hand side of the text box. In addition, the computer does not catch all errors (form/from), so give your document one final read before submitting or sending it.
9. **DO NOT SEND ALL CAP MESSAGES.** All capital letters means you are screaming at me. This is inappropriate behavior. To emphasize a point, underline it or put it in bold font.

Computer Policies

Technical Safeguards

Please save all of your work. First, save all assignments on your hard disk and then save copies to memory sticks. For even better protection, print out hard copies of your work.

Important Note: At UNM Valencia, losing a file is not an excuse for late work.

Getting Computer Help


If you experience computer difficulties, you must call **(505) 277-5757** for help and fix the problem. These computer technicians can answer questions you may have concerning specific software, hardware, and other procedural issues related to this course.

Computer Policies in a UNM VC Lab

If you use the computers on campus, you must adhere to all policies set forth by the University of New Mexico at Valencia Campus.

Using Printers at UNM VC

If you print this syllabus at the UNM VC campus, please set the printer to print on both sides of the paper.



Assignment Syllabus

Composition 110/112

Note: Assignments are subject to change: additions or changes may occur to meet the needs of the class. This is only a list of the type of assignments that you may be asked to complete. Always check Blackboard Learn Checklists in lessons for updated assignments. Due dates for assignments are on folders in Blackboard Learn. The following is the meaning of the color coding below:

Pink: Grammar

Blue: Daily Work

Orange: Writing Assignments

1. Explore this course. There is nothing to submit for this lesson, but you must do several things to make your online experience better. (See lesson)
2. Post an introduction of yourself in DW Introduce Yourself! in Discussions.
3. Take GR Grammar Diagnostic 2017 in Assessments.
4. Complete DW Essay Diagnostic in Assignments.
5. Submit DW MLA Formatting in Assignments.
6. Take GR Q1 Parts of Speech in Assessments.
7. Take GR Q2 Frags in Assessments.
8. Post a response in DW Analysis and Analyze in Discussions.
9. Complete DW Reading an Image in Discussions.
10. Freewrite DW Freewriting in Blogs.
11. Complete the paragraph discussing "A vulture watches a starving child in southern Sudan, March 1, 1993," which was taken by David Carter, in WR Response to Visual in Discussions.
12. Take the GR Q3 CS/R-ons quiz in Assessments.
13. Take GR Q4 Wordiness in Assessments.
14. Post an answer DW Informal Writing in Discussions.
15. Complete posting DW Evaluating Your Diagnostic Essay in Blogs.
16. Submit a revision of your Diagnostic Essay in WR Revising Diagnostic Essay in Assignments.
17. Take GR Q5 Parallelism in Assessments.
18. Take GR Q6 Commas in Assessments.
19. Complete DW Class Research of Historical References in Discussions.
20. Post a draft of an introduction in WR Introduction for Analysis Essay in Assignments.
21. Submit the Works Cited page in WR Works Cited for "I Have a Dream" in Assignments.
22. Take GR Q7 Apostrophes in Assignments.
23. Take GR Q8 Pronouns in Assessments.
24. Submit the 1st body paragraph in WR Body Paragraph Essay #1. I should see the MLA formatting, the introduction, the 1st body paragraph, and the Works Cited page. Remember, you are building the essay step-by-step.
25. Complete the following exercise as GR Q9 S/V Agreement, and submit in Assignments.

- 26. Submit your final draft of Essay #1 on King's "I Have a Dream" in Assignments -- WR: Submitting Essay #1.**
- 27. Post an introduction for Essay #2 in WR Introduction for Essay #2 in Assignments.**
- 28. Evaluate the article using DW Evaluating a Web Source in Assessments to determine if you have a reliable source.**
- 29. Complete DW Sharing Research in Discussions. Complete directions are in the posting.**
- 30. Submit the Works Cited for Essay #2 in WR Works Cited for Essay #2 in Assignments.**
- 31. Submit your outline in DW Outline for Body Paragraphs in Discussions.**
- 32. Submit your final draft of Essay #2 on defining family in WR: Submitting Essay #2 in Assignments.**
- 33. Take the Final Grammar Examination in Assessments called GR Q10 Engl 110/112 Final Grammar Exam. You must take this test to pass the course.**
- 34. Send me an e-mail in Blackboard Learn with your decision to opt out or not to opt out. If you choose not to opt out, begin revising two of the following: Revising the Diagnostic, Essay #1, or Essay #2.**
- 35. Submit the Final Portfolio in P1 Final Portfolio in Assignments. Once you have submitted the Final Portfolio and taken the Final English 110/112 Grammar Examination, you are finished with the course.**