

A Quality Education –A Lifetime of Success


Professor: Dr. Jami L. Huntsinger

Course Title: Introduction to Literature

Course Number and Time: 1410.501 Online; CRN 64553

Office Hours : Zoom appointment or meeting, CANVAS Inbox daily

Semester Dates: 8/22-12/17 2022 (Fall semester)



Course Description


Welcome to Introduction to Literature 1410! In Introduction to Literature, students will examine a variety of literary genres, including fiction, poetry, and drama. Students will identify common literary elements in each genre, understanding how specific elements influence meaning.

Your Professor


I am Dr. Jami L. Huntsinger (pronounced Hun-singer). After graduating from the University of New Mexico in 1997, with a Ph.D. in English, I chose to work at a two-year college because I enjoy teaching. In 1997, I accepted a position as a professor at Valencia Campus, where I teach many classes, such as Composition 1110 (face-to-face and online), 1120, Traditional Grammar 2120 (face-to-face and online), Introduction to Literature 1410 (face-to-face and online), Southwest Literature, Native American Literature 2560 (face-to-face and online), and American Literature.

I grew up in South Dakota (I am Lakota French), and I moved to New Mexico in 1989. I am now a resident of Belen, New Mexico, and I live in the country. I love life in the valley -- I especially enjoy hearing the braying of the burro, Chelsea, who lives next door -- she is my 6:00-am alarm clock. To make my life complete, I have three special animal friends -- Heidi, my Dachshund who loves to eat socks, Mia, my Dachshund cross who loves to hop about the yard, and Dawn Noel, my baby who came down the chimney on Christmas a few years ago.


Heidi



Dawn Noel



Mia



Learning Outcomes for Introduction to Literature 1410


By the end of the semester, you should be able to,

- I. Read and analyze varied genres of literature,
- II. Interpret and recognize important quotations in a text,
- III. Define and employ literary terms when discussing a work,
- IV. Analyze literary conventions, such as plot, theme, character, setting, and point of view,

- V. Understand and interpret figurative language,
- VI. Express ideas about the literature clearly in postings and writing assignments using Standard Written English, and
- VII. Use MLA conventions when quoting.





Grading Scale


Not all assignments and their grades are equal in value. **Daily Work and Discussions** are worth **20%**. **Quizzes** are worth **20%**, and **Test One**, which is given in week 4, is worth **30%**. The **Final Examination**, given during week 8, is worth **30%** of the Final Grade and is a comprehensive test over all material covered. All tests and quizzes are timed open note and open book assessments.



At UNM VC, you can earn a course grade of A, B, C, D (fractionated), F, W, or I. The Grading Scale is as follows: A+, 98-100%; A, 93-97%; A-, 90-92%; B+, 88-89%; B, 83-87%; B-, 80-82%; C+, 78-79%; C, 73-77%; C-, 70-72%; D+, 68-69%; D, 63-67%; D-, 60-62%, below 60% F or W. Incompletes, or I, are earned if students have completed all coursework, but are unable to complete the final examination or if a student is deployed. Documentation will be requested. Incompletes must be complete during the next year, or the university converts the I to an F.

Support for Student Success

<p>Begin with Dr. Huntsinger</p> 	<p>Instructor: My office hours for this course are held W, Zoom meeting, CANVAS Inbox anytime, or a private Zoom appointment. In Course Tools, click on "Inbox" to send me a message. I will respond to e-mails in CANVAS within 24 hours. Please do not wait for responses on Sunday – I rest. ☺</p>
<p>CANVAS Support Services</p> 	<p>Computer Technicians: Password problems? Trouble with files opening? If you have questions about computer problems, call 277-0857, M-F, 8:00 am-12:00 noon and M-F, 1:00 pm-5:00 pm MST. Computer technicians are available and happy to help you solve those difficult problems. Tutorials: Having problem with one of the Course Tools in CANVAS? Consult one of the tutorials available on the CANVAS resource page. Tutors: At the Writing Center at UNM Valencia Campus, tutors are available, both face-to-face and online, to help you navigate CANVAS. Call for an appointment: 925-8848.</p>
<p>Library Resources</p> 	<p>UNM Valencia Campus Library: The UNM Valencia Campus library is a resource for articles and books. Go to http://valencia.unm.edu/library/ to search remotely (from home). To search remotely, you will need passwords which are on the website. Call (505)-925-8990 to get help.</p>
<p>Equal Access Services/ADA</p> 	<p>UNM Accessibility Services: The UNM Accessibility Services, phone (505) 925-8560 and website https://valencia.unm.edu/students/advisement/equal-access-services.html, provides academic support to students with learning needs. If you need alternative formats for completing coursework, you should contact this service immediately to ensure your success. Once you have been to UNM Valencia Campus Equal Access Services and I have received your paperwork, I can accommodate your needs. I cannot accommodate any special needs without the proper authorization from UNM Valencia Campus Equal Access Services, which tells me how to help you best. I accommodate documented special needs required by the ADA. I encourage students to discuss their concerns with me!</p>

<p>The Writing Center: Tutoring</p> 	<p>Tutoring: Face-to-face tutoring is available at The Writing Center. You may call 925-8848 for information, or you may visit: https://valencia.unm.edu/campus-resources/title-v-next-generation/writing-center.html. Either Patricia Gillikin, Manager of The Writing Center, or any of the tutors will be happy to arrange tutoring sessions. (Changes may be in place for COVID-19; call first. I will post updated information in Announcements.)</p>
--	---

Assignments

Assignments are announced in individual lessons under “Checklist” in Weekly Lessons in CANVAS. Students will have readings, quizzes, and discussions, which may be due on Saturday, by 11:59 PM. The Midterm Examination will be submitted Saturday of Week Nine, by 11:59 PM, and the Final Examination will be submitted Friday of Week Eight, by 11:59 PM. A Course Map with assignments and learning outcomes is available in Syllabus in the Course Menu.

Due Dates – Late Work

- Due dates for work will be posted in CANVAS folders. **I do not accept late homework, postings, quizzes, or tests unless students have a bona fide emergency. Work is due on Saturday, 11:59 PM, every week. If you have an emergency, such as hospitalization or deployment, and if you have consistently submitted work on time, contact me. I may ask for documentation to make an exception. Do not use consistent emergencies which are unverifiable to extend due dates.**
- I follow UNM policies for students deployed; **thank you for your service.**
- Your assignments are due during a period of several days during the week. If submitted on 11:59:01 PM, the computer marks the work late. I suggest you just think of the due time as 11:30 PM to make sure you do not have late work.

Grade Disputes

If you wish to challenge your final grade, follow the procedure in **The Student Handbook**. Always discuss grade concerns with your instructor first. You should be familiar with one very important rule regarding disputes: the Student Privacy Act, a federal statute called **FERPA, strictly prohibits the instructor or administrators from talking to anyone but the student** about his/her grades, progress, or work.

Reasons for Failing

The sad fact is that some students will fail the course. Logging in, trying hard, submitting work late consistently, and/or turning in work does not ensure you a passing grade. You must complete work at an acceptable level of competency, and if you do not, your work may fail. Students can fail if,

1. **If they have an average of less than 73% on work completed, or**
2. **If they do not submit assignments and quizzes on time, take the First Test and Final Examination, and have a passing average.**
3. **Do not meet the Learning Outcomes listed above.**

Reasons Students May Be Dropped If. . .

Students may be dropped from the course **if they,**

1. **Do not log in and do assignments in the first two weeks,**
2. **Do not post assignments for more than two weeks,**
3. **Do not take the Midterm or Final Examination,**
4. **Do not submit all assignments correctly by the deadline,**
5. **Have a 50% grade average at the Midterm** (end of Week 4).
6. **Are disrespectful to the instructor or other classmates** in correspondence, such as discussions, e-mails, or peer editing sessions. This behavior includes rude comments, swearing, or threats.
7. **Threaten the mental or physical safety or well-being of any member of the class.** This includes stalking, cyber stalking, or threats of/actual physical violence, online or face-to-face.

Avoiding Plagiarism

Your assignments must not be plagiarized. Plagiarism means using or copying language and/or ideas without acknowledging where you got them. Plagiarism includes copying another student's papers or ideas, downloading and turning in papers from the Internet, copying passages from sources without proper documentation, or rephrasing an author's ideas and then presenting them as your own original thoughts. To learn how to avoid plagiarism, talk to me, e-mail me, or consult a tutor. To learn more, complete the Plagiarism Tutorial in Course Materials in CANVAS or at <http://library.acadiau.ca/tutorials/plagiarism>. (Pick Dylan in the tutorial.) If you would like even more information about plagiarism, The Owl at Purdue website offers sage advice:




https://owl.purdue.edu/owl/avoiding_plagiarism/plagiarism_faq.html. In addition, talk to me about methods of quoting that will help you avoid plagiarizing. In a world of high stress and busy schedules, coupled with ample resources on the Internet, you may be tempted to plagiarize. Stop! Ignore that temptation! Why? If you do plagiarize, you will face one or more of the following consequences: being dropped from the course, failing the assignment, failing the course, or facing disciplinary action taken by the University. Your actions may also be reported to the Dean of Instruction. Further disciplinary action, in addition to the actions taken for the plagiarism, may be taken based on the severity of the behavior. The University considers plagiarism a serious form of academic dishonesty or stealing.

Materials, Supplies, and Skills Needed

Books are available at UNM Valencia's bookstore: <http://bookstore.valencia.unm.edu/Home>.

Materials and Skills Required



1. *The Compact Bedford Introduction to Literature: Reading, Thinking, Writing*
2. Films – Kenneth Branagh's *The Tragedy of Hamlet: The Prince of Denmark* (listed in CANVAS.) You can acquire it through any means available to you, i.e., Amazon.com, Netflix, UNM libraries, public libraries, etc.) I also try to provide a link to this film.
3. A working computer, and a preferred way to back up your files, including the cloud, the UNM Valencia student folder, or thumb drive/memory stick (though not used as often now), and a UNM Net ID and password.
4. Keyboarding and general computer skills, such as saving files, attaching files, and e-mailing

General Policies for English 120: Student Responsibilities

While I do not expect problems when working with adult learners, these policies ensure a safe and productive online environment. These policies are also in University of New Mexico Student Handbook:

1. Students must treat one another and the instructor with respect. Nasty remarks and name-calling are prohibited.
2. Students should not post non-related comments or questions about matters that are not a part of course curriculum.
3. Students may discuss complaints about the course with their instructor; however, they must do so in the proper environment, e.g., in the instructor's office or in a private e-mail to the instructor.
4. Students should use appropriate, polite language. Class time, e.g., discussion postings, is a professional learning environment, so obscene or offensive language, such as cursing, will NOT be tolerated.
5. Sexual harassment will not be tolerated.
6. Behavior that threatens the safety of any class member, including the instructor, will not be tolerated. The offending student may be dropped from the course. Threats, cyber stalking, or stalking fall into this category.
7. Threatening the instructor to get a change of grade is prohibited. This behavior is harassment and/or verbal assault. Grades can be disputed; students should use the process outlined in the UNM Student Handbook.

8. Students violating any of these rules will be given a written warning and may be dropped from the class. They may be required to meet with the Chair of Humanities and the Dean of Instruction.

Required Anti-Discrimination Policy

To meet obligations under Title IX, UNM faculty, Teaching Assistants, and Graduate Assistants are considered "responsible employees" by the Department of Education (see page 15: <http://www2.ed.gov/about/offices/list/ocr/docs/qa-201404-title-ix.pdf> . This designation requires that any report of gender discrimination which includes sexual harassment, sexual misconduct and sexual violence made to a faculty member, TA, or GA must be reported to the Title IX Coordinator at the Office of Equal Opportunity (oeo.unm.edu). For more information on the campus policy regarding sexual misconduct, see: <https://policy.unm.edu/university-policies/2000/2740.html>.

Required Announcement for UNM COVID Policies

UNM Administrative Mandate on Required Vaccinations: UNM requires COVID-19 vaccination and a booster for all students, faculty, and staff, or an approved exemption (see: UNM Administrative Mandate on Required Vaccinations). Proof of vaccination and booster, or a medical, religious, or online remote exemption, must be uploaded to the UNM vaccination verification site. Failure to provide this proof may result in a registration hold and/or disenrollment for students and disciplinary action for UNM employees.

Booster Requirement: Individuals who received their second and third doses of a Pfizer or Moderna vaccine on or before June 15, 2021, or their single dose of a Johnson & Johnson vaccine on or before October 15, 2021, must provide documentation of receipt of a booster dose no later than January 17, 2023

International students: Consult with the Global Education Office.

Exemptions: Individuals who cannot yet obtain a booster due to illness should request a medical, religious, or online remote exemption (which may have an end date) and upload this to the vaccination verification site. Students must apply for a remote online exemption every semester.

UNM Requirement on Masking in Indoor Spaces: All students, staff, and instructors are required to wear face masks in indoor classes, labs, studios, and meetings on UNM campuses, see the masking requirement. Students who do not wear a mask indoors on UNM campuses can expect to be asked to leave the classroom and to be dropped from a class if failure to wear a mask occurs more than once in that class. Students and employees who do not wear a mask in classrooms and other indoor public spaces on UNM campuses are subject to disciplinary actions. Medical/health grade masks are the best protection against the omicron variant and these masks should be used, rather than cloth.

COVID-19 Symptoms and Positive Test Results: Please do not come to a UNM campus if you are experiencing symptoms of illness or have received a positive COVID-19 test (even if you have no symptoms). Contact your instructors and let them know that you should not come to class due to symptoms or diagnosis. Students at UNM Valencia Campus have access to a counselor through the PASOS Resource Hub. To schedule an appointment with a counselor, students at UNM Valencia should call 505-925-8591. Students at Main Campus who need support addressing a health or personal event or crisis can find it at the Lobo Respect Advocacy Center. Students on other UNM campuses should contact their Student Services and request information for support.

Required Accessibility and Privacy Policies

See a list of policies and accessibility provisions for all programs in the course in CANVAS, Course Menu, Accessibility and Privacy Policy.

E-mail Netiquette

Please keep the following in mind when you write e-mails:

- Send messages to me through CANVAS e-mail, not through my UNM e-mail account. Please use UNM e-mail for emergencies ONLY. If you must use UNM e-mail for an emergency, type "**___ (Your Name) ___ from English 1140: E-mail Concerning___ (fill in blank) ___**" in the subject line. I am not expecting e-mails from you in the general account, and I do not want your message to go to spam. Also, I may not answer e-mails in UNM e-mail immediately.
- **Include an informative subject line.** In **every e-mail you write to me**, the subject line should contain a descriptive phrase specifically about the problem. For example, "**Problems with questions in Discussion DW 5A, question 4**" is clear and helpful, but "**Homework**" is not. Unclear subject lines slow my response because I may not have enough information to help you without having to asking you for clarification.
- **Include a salutation.** E-mails do not usually include "Dear," as a letter does, but they do include titles and last names. When you write to me, call me **Dr. Huntsinger or Professor Huntsinger**. Informal words of address, such as "**Hey,**" are never appropriate and are often rude.
- **Include a closing.** Please close with an appropriate phrase and sign your e-mail with your name. Signatures help me; I may not recognize your e-mail address. Some examples of appropriate phrases are "Sincerely" or "Thank you for your help."
- **Capitalize only the first word of a complimentary close.** If you close your e-mail with a multi-word phrase such as "Thank you," only the first word takes an initial capital letter.
- **Use short paragraphs.** Because legibility on the screen is not as good as legibility on paper, use short paragraphs (3-4 lines maximum) to make the e-mail easy to read. In addition, be sure to skip lines between paragraphs.
- **Do not use instant-messaging spelling.** BTW, if u want 2 b treated like a pro, write like 1☺.
- **Adhere to the conventions of Standard English.** Please edit and proofread for spelling errors and grammatical mistakes. Use your spell/grammar check in CANVAS, located above the right-hand side of the text box. In addition, the computer does not catch all errors (form/from), so give your document one final read before submitting or sending it.
- **DO NOT SEND ALL CAP MESSAGES.** All capital letters mean you are screaming at me. This is inappropriate behavior. To emphasize a point, underline or use bold font for an important point.

Computer Policies

Technical Safeguards

Please save all your work. First, save all assignments on your hard drive and then save copies to a preferred way to back up files, such as the cloud. For even better protection, print out hard copies of your work. **Important Note:** At UNM Valencia, losing a file or computer problems is not an excuse for late work. Have a back-up file and an available computer if you have problems with yours. The UNM, UNM VC, Los Lunas, and Belen libraries have computers available if you have computer problems. (You may be required to wear a mask in certain areas of the campus.)

Getting Computer Help If you experience computer difficulties, you must call **(505) 277-0857** for help and fix the problem. These computer technicians can answer questions you may have concerning specific software, hardware, and other procedural issues related to this course.

Computer Policies in a UNM VC Lab

If you use the computers on campus, you must adhere to all policies set forth by the University of New Mexico at Valencia Campus. Check with the person who oversees the lab for a copy of the policies. (COVID-19 may require you to make appointments to use the labs. I will forward any information I receive in Announcements.)



Assignments and Tests

Assignments for the course are in CANVAS. In each lesson, there is a checklist of required readings, quizzes, and postings which are due on **Saturdays** at 11:59 PM. The **Midterm Examination is due Saturday, Week Nine, 11:59 PM**, and the **Final Examination is due Friday, Week Eight, 11:59 PM**. The following is a detailed list of assignments and outcomes, listed per week in CANVAS lessons:

Required UNM English Department Learning Outcomes

Throughout this semester, we will master several learning outcomes. The assignments in the weekly lessons are designed to help you gain mastery of these outcomes, which are listed below. (They are also listed in your syllabus.)

By the end of the semester, you should be able to,

- I. Read and analyze varied genres (types) of literature,
- II. Interpret and recognize important quotations in a text,
- III. Define and employ literary terms when discussing a work,
- IV. Analyze literary conventions, such as plot, theme, character, setting, and point of view,
- V. Understand and interpret figurative language,
- VI. Express ideas about the literature clearly in postings and writing assignments using Standard Written English, and
- VII. Use MLA conventions when quoting in postings and papers.

Module One

1. In Discussions "D1: Intro," introduce yourself to the class and then respond to two students' posts. (VI)
2. Take Q1: Quiz One, on terms from readings and PowerPoint in Assessments. Study guide is provided in the textbox for this quiz. (III)
3. Post your answer to D2: "A Story of an Hour" in Discussions. Full directions are in this discussion posting. (I -VII)

Module Two

1. Complete D3: Comparison of Passing of Arthur Endings in Discussions. Full directions are in the posting. (I-VII)
2. Complete "B2: Reference to Oral Tradition in a Text" in Blogs. (I, II, III)
3. Take Q2: Quiz Two, the weekly quiz, over Tennyson's "Passing of Arthur," from *Idylls of the King*, and Silko's "Yellow Woman" and "Storytelling." There are also questions about concepts presented in the supplemental reading material and audio/visual presentations. (I-V)

Module Three

1. Post a clustering and paragraph on the narrative structure of London's "To Build a Fire" in D4: Plot Cluster in Discussions. Full directions are in the posting. See grade under D4: Plot Cluster in Grades. (I-VII)
2. Submit your freewriting in Blogs, DW B4: Freewriting. Complete directions are in the posting. (I)
3. Answer a discussion posting in Discussions, DW D5: "A Rose for Emily." Complete directions are in the posting. (I-VII)
4. Take Q3: Quiz Three, which covers plot, "To Build a Fire," character, and "A Rose for Emily." There may also be questions based on concepts presented in supplemental reading material and audio presentations. (I-V)

Module Four

1. Complete the Blog freewriting exercise called "B5: Freewriting, 'Cask.'" Complete directions are in the blog posting. (I)
2. Complete the Discussion posting DW D6: "The Cask of Amontillado." Complete directions are in the discussion posting. (I-VII)
3. Complete DW D7: "Young Goodman Brown" in Discussions. Complete directions are in the posting. (I-VII)
4. Take Q4: Quiz Four. This quiz will cover setting, theme, "The Cask of Amontillado," and "Young Goodman Brown." (I-V)

Module Five

1. **Midterm** --Take the Midterm Examination in Assessments. Complete directions are in the examination. (I-VII)
2. Complete the discussion post in Discussions: D8: How to Read Poetry. Complete directions are in the post. You must post before you can see other posts. (I-VII)

Module Six

1. Complete the discussion posting "DW D9 Analyzing Language" in Discussions. (I-VII)
2. Complete the Discussion posting, D10: "Irony in Poetry" in Discussions. (I-VII)

Module Seven

1. Complete Q5: Quiz 5, Assessments on *Hamlet*. (II, IV, V)
2. Complete Q6: Quiz 6, Assessments on *Hamlet*. (II, IV, V)

Module Eight

1. Take Final Examination, Assessments. (I-VI)